

# MULTI-SHAFT DRILLING & TAPPING MACHINE


**syt brother**  
西铁兄弟®



**GMT-70**  
**GMT-72**  
**GMT-90**



**GMT-108** **GMT-125**  
**GMT-121** **GMT-145**  
**GMT-214** **GMT-150**  
**GMT-226** **GMT-250**  
**GMT-359**



**GMA-100**  
**GMA-124**

Model No.	GMT-70	GMT-72	GMT-90	GMT-108	GMT-121	GMT-125	GMT-145
Max. Range of Centers ( m/m)	70	72	90	108	121	125	145
Lowest Distance ( m/m)	10	12.5	15	18	24	24	24
Min. Dia.	ø10	ø12.5	ø15	ø18	ø24	ø24	ø24
Suitable Model	GT1, GT2, GT3, GD1 Type	GT1, GT2, GT3, GD1 Type	GT1, GT2, GT3, GD1 Type	GT1, GT2, GT3, GD1 Type	GT1, GT2, GT3, GD1 Type	GT1, GT2, GT3, GD1 Type	GT1, GT2, GT3, GD1 Type
Suitable Clamp	Collet: ND-1 NT-1	Collet: C-5, CT-5	Collet: C-6, CT-6	Collet: C-6, CT-6	Collet: C-9, CT-9	Collet: C-6, C-9 CT-6, CT-9	Collet: C-6, C-9 CT-6, CT-9
Maximum Drilling Capacity (mm)	ø3.0	ø4.0	ø5.0	ø6.0	ø8.0	ø6(ø8.0)	ø8(ø10)
Number Spindle	2	2	2	2	2	2	2

Model No.	GMT-150	GMT-214	GMT-226	GMT-250	GMT-359	GMA-100	GMA-124
Max. Range of Centers ( m/m)	150	214	226	250	359	100	124
Lowest Distance ( m/m)	29	46	33.5	60	56	18.5	27
Min. Dia.	ø29	ø46	ø33.5	ø60	ø56	ø25(4-shaft)	ø38(4-shaft)
Suitable Model	GT1, GT2, GT3, GD1 Type	GT2, GT3, GD1 Type	GT1, GT2, GT3, GD1 Type	GT2, GT3, GD1 Type	GT1, GT2, GT3, GD1 Type	GT1, GT2, GT3, GD1 Type	GT1, GT2, GT3, GD1 Type
Suitable Clamp	Collet: C-6, C-9 CT-6, CT-9	Collet: C-12, C-14 CT-12, CT-14	Collet: C-9, C-12, CT-9, CT-12 Drilling Clamp: JT-2	Collet: C-14 CD-16 CT-14 CT-16	Collet: C-9, C-12, C-14, CT-9, CT-12, CT-14 Drilling Clamp: JT-2, JT-6	Collet: C-6, CT-6	Collet: C-9, CT-9
Maximum Drilling Capacity (mm)	ø6(ø8)	ø13	ø9.0	ø16	ø9.0	ø6.0	ø8.0
Number Spindle	2	2	2	2	2	2~4	2~4



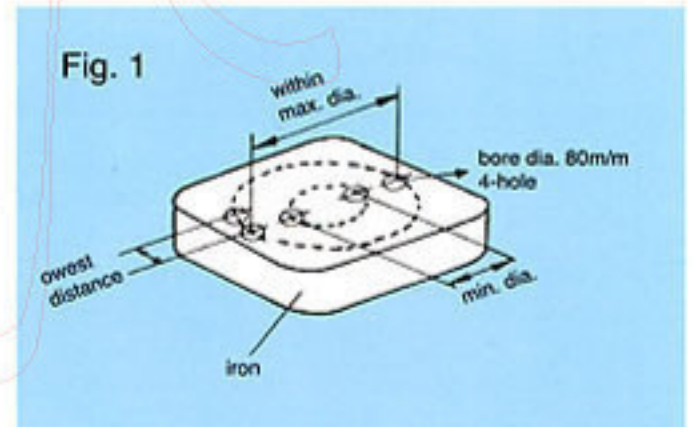
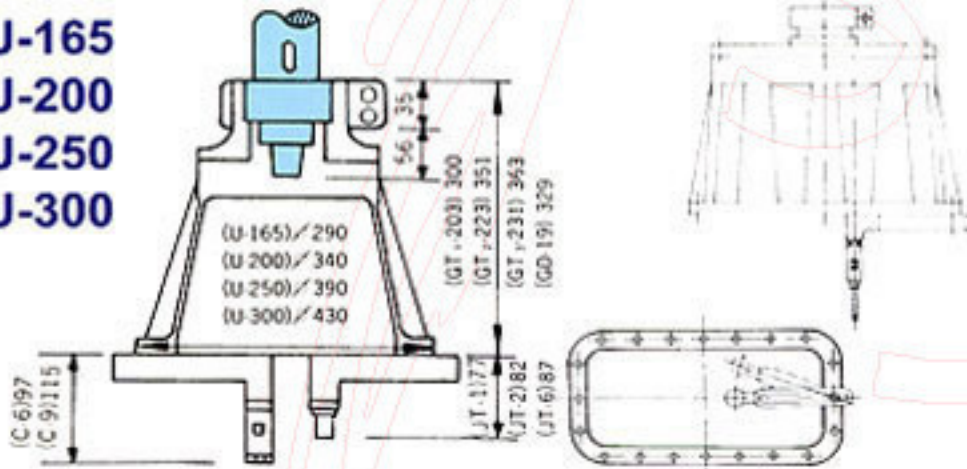
GMU-165  
GMU-200  
GMU-250  
GMU-300



**GMK-Fixing type**

● Fixing type has no limit for shaft's number, welcome your order.

GMU-165  
GMU-200  
GMU-250  
GMU-300



※ When ordering, the way to select the model required: Processing center distance, bore dia. & material (fig. 1)  
The way to process: drilling, tapping, or reaming.

Model No.	GNU-165	GMU-165	GMU-200	GMU-250	GMU-300	GMK-固定型
Max. Range of Centers (m/m)	∅165 Within	∅165 Within	∅200 Within	∅250 Within	∅300 Within	∅ Unlimited
Lowest Distance (m/m)	12.5	18.5 26	18.5 26	18.5 26	18.5 26	10 Above
Min. Dia.	∅12.5	∅18.5 ∅26	∅18.5 ∅26	∅18.5 ∅26	∅18.5 ∅26	∅10 Above
Suitable Model	GT1, GT2, GT3, GD1 Type	GT1, GT2, GT3, GD1 Type	GT1, GT2, GT3, GD1 Type	GT1, GT2, GT3 Type	GT1, GT2, GT3 Type	Unlimited
Suitable Clamp	Collet: C-5, CT-5 Drilling Clamp: 3/8" JT-1	Collet C-5, CT-5, C-5, C-6, C-9, C-6, CT-6 CT-5, CT-6, CT-9 Drilling Clamp: 3/8" JT-1	Collet: C-5, C-6, C-9, CT-5, CT-6, CT-9 Drilling Clamp: 3/8" JT-1	Collet: C-5, C-6, C-9, CT-5, CT-6, CT-9 Drilling Clamp: 3/8" JT-1	Collet: C-5, C-6, C-9, CT-5, CT-6, CT-9 Drilling Clamp: 3/8" JT-1	Collet: C-5, C-6, C-9, CT-5, CT-6, CT-9, C-12, C-16, CT-12, CT-14, CT-16
Maximum Drilling Capacity (mm)	∅4.5	∅6.0~∅8.0	∅6.0~∅8.0	∅8.0	∅8.0	Unlimited
Number Spindle	2~10	2~8	2~10	2~12	2~15	Unlimited